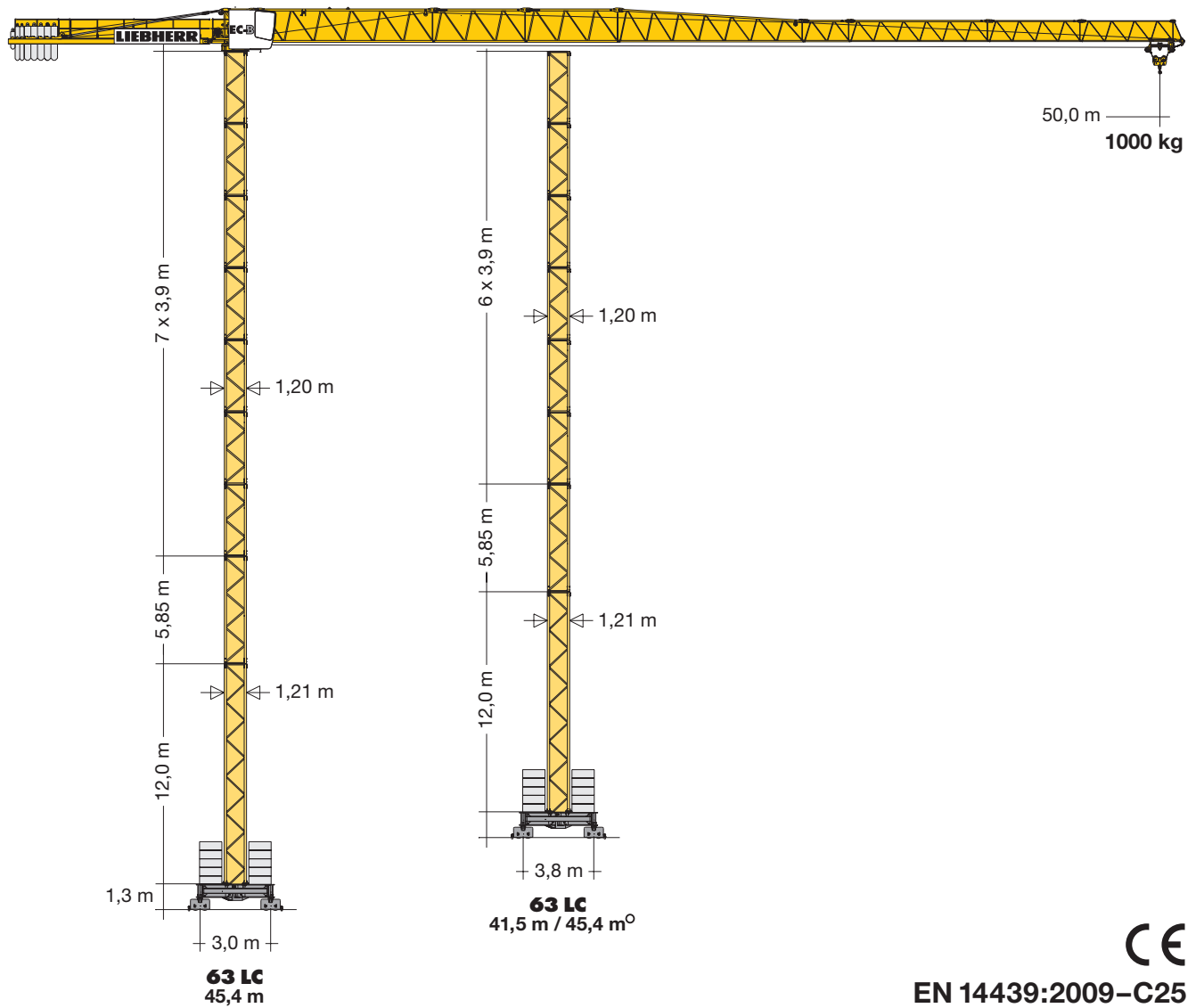


# Turmdrehkran 71 EC-B 5

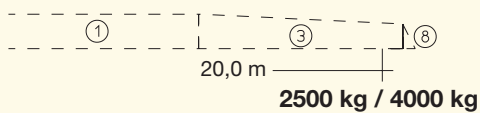
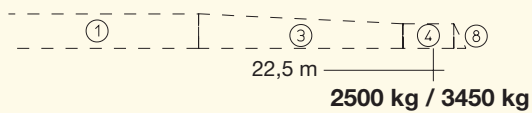
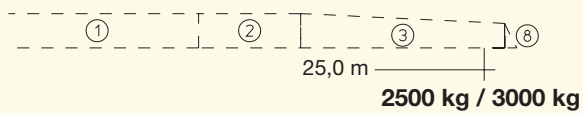
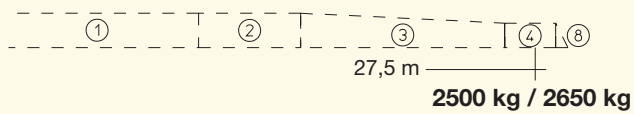
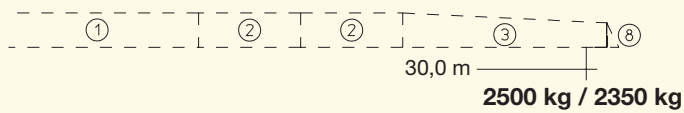
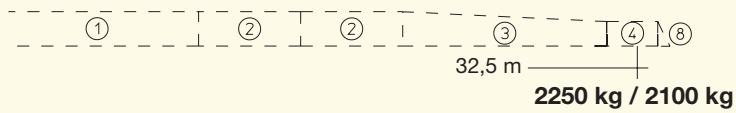
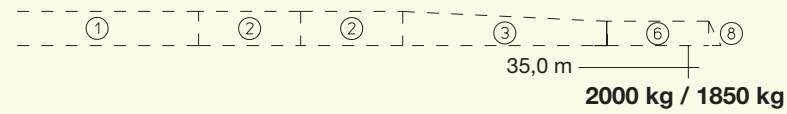
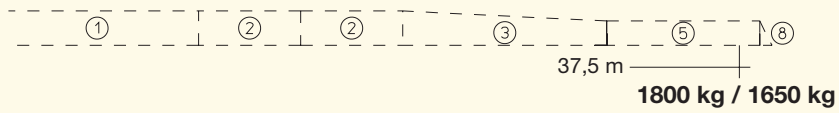
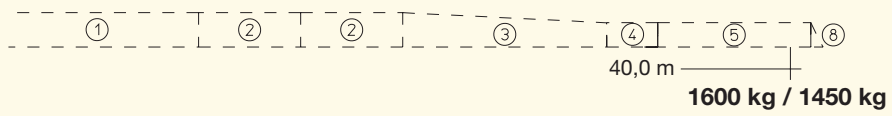



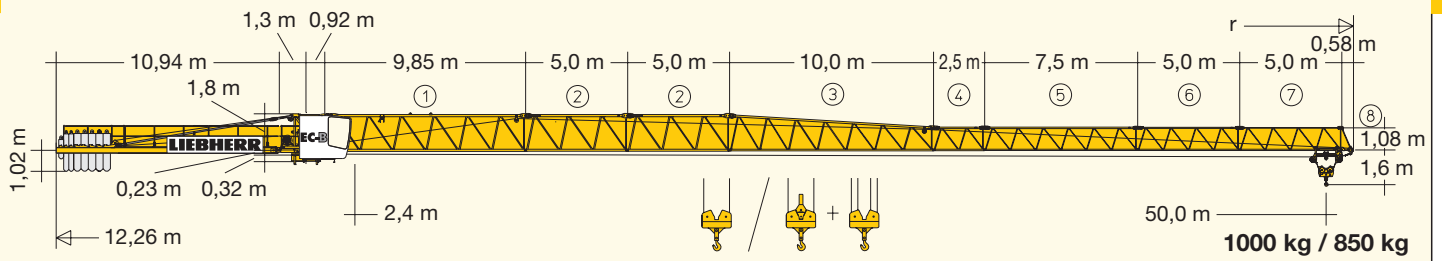
Tower Crane / Grue à tour / Gru a torre / Grúa torre  
Guindaste de torre / Башенный поворотный кран

▶ **71 EC-B 5**

**71 EC-B 5 FR.tronic®**




# LIEBHERR

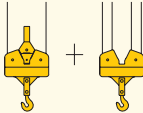


# Ausladung und Tragfähigkeit

Radius and capacity / Portée et charge / Sbraccio e portata / Alcances y cargas / Alcance e capacidade de carga

				m/kg														
m	r	m/kg		15,0	17,5	20,0	22,5	25,0	27,5	30,0	32,5	35,0	37,5	40,0	42,5	45,0	47,5	50,0
50,0	(r = 51,5)	2,4-23,7	2500	2500	2500	2500	2500	2350	2110	1900	1730	1580	1450	1340	1240	1150	1070	1000
47,5	(r = 49,0)	2,4-25,0	2500	2500	2500	2500	2500	2500	2240	2030	1840	1690	1550	1430	1330	1230	1150	
45,0	(r = 46,5)	2,4-26,1	2500	2500	2500	2500	2500	2500	2350	2130	1940	1770	1630	1510	1400	1300		
42,5	(r = 44,0)	2,4-26,9	2500	2500	2500	2500	2500	2500	2430	2200	2010	1840	1690	1560	1450			
40,0	(r = 41,5)	2,4-27,4	2500	2500	2500	2500	2500	2500	2490	2250	2050	1880	1730	1600				
37,5	(r = 39,0)	2,4-28,3	2500	2500	2500	2500	2500	2500	2500	2340	2130	1950	1800					
35,0	(r = 36,5)	2,4-28,9	2500	2500	2500	2500	2500	2500	2500	2390	2180	2000						
32,5	(r = 34,0)	2,4-29,7	2500	2500	2500	2500	2500	2500	2500	2470	2250							
30,0	(r = 31,5)	2,4-30,0	2500	2500	2500	2500	2500	2500	2500	2500								
27,5	(r = 29,0)	2,4-27,5	2500	2500	2500	2500	2500	2500	2500									
25,0	(r = 26,5)	2,4-25,0	2500	2500	2500	2500	2500	2500										
22,5	(r = 24,0)	2,4-22,5	2500	2500	2500	2500												
20,0	(r = 21,5)	2,4-20,0	2500	2500	2500													

				m/kg																
m	r	m/kg		15,0	17,5	20,0	22,5	25,0	27,5	30,0	32,5	35,0	37,5	40,0	42,5	45,0	47,5	50,0		
50,0	(r = 51,5)	2,4-22,9	2500	2,4-12,8	5000	4150	3470	2950	2560	2250	1990	1780	1600	1450	1310	1200	1090	1000	920	850
47,5	(r = 49,0)	2,4-24,1	2500	2,4-13,4	5000	4400	3680	3140	2730	2390	2120	1900	1710	1550	1410	1290	1180	1090	1000	
45,0	(r = 46,5)	2,4-25,1	2500	2,4-14,0	5000	4600	3850	3290	2860	2510	2230	2000	1800	1630	1490	1360	1250	1150		
42,5	(r = 44,0)	2,4-25,8	2500	2,4-14,3	5000	4750	3970	3400	2950	2600	2310	2070	1870	1700	1550	1420	1300			
40,0	(r = 41,5)	2,4-26,3	2500	2,4-14,6	5000	4840	4060	3470	3020	2660	2360	2120	1910	1740	1580	1450				
37,5	(r = 39,0)	2,4-27,1	2500	2,4-15,0	5000	5000	4200	3600	3130	2760	2450	2200	1990	1810	1650					
35,0	(r = 36,5)	2,4-27,6	2500	2,4-15,3	5000	5000	4290	3670	3200	2820	2510	2250	2040	1850						
32,5	(r = 34,0)	2,4-28,3	2500	2,4-15,7	5000	5000	4410	3780	3290	2900	2590	2320	2100							
30,0	(r = 31,5)	2,4-28,5	2500	2,4-15,8	5000	5000	4460	3820	3330	2940	2620	2350								
27,5	(r = 29,0)	2,4-27,5	2500	2,4-16,0	5000	5000	4510	3870	3370	2970	2650									
25,0	(r = 26,5)	2,4-25,0	2500	2,4-16,1	5000	5000	4550	3900	3400	3000										
22,5	(r = 24,0)	2,4-22,5	2500	2,4-16,3	5000	5000	4620	3960	3450											
20,0	(r = 21,5)	2,4-20,0	2500	2,4-16,5	5000	5000	4670	4000												

3,9m		3,9m + 5,85m	5,85m	11,7m	<b>63 LC</b>																									
9	8+1	6	3	37,7	-	-	37,9	-	-	38,0	-	-	37,3	-	-	36,2	-	-												
	7+1			35,8	-	-	36,0	-	-	36,1	-	-	35,4	-	-	34,2	-	-												
8	6+1	5		31,9	45,4	45,4 <sup>o</sup>	34,0	45,6	45,6 <sup>o</sup>	34,1	45,7	45,7 <sup>o</sup>	33,4	45,0	45,0 <sup>o</sup>	32,3	44,2													
	5+1			29,9	41,5	41,5	32,1	43,7	43,7	32,2	43,8	43,8	31,5	43,1	43,1	30,3	42,2													
7	4+1	4	2	28,0	39,6	39,6	28,2	39,8	39,8	28,3	39,9	39,9	27,6	39,2	39,2	26,4	38,3													
	3+1			26,0	37,6	37,6	26,2	37,8	37,8	26,3	37,9	37,9	25,6	37,2	37,2	24,5	36,4													
6	2+1	3		24,1	35,7	35,7	24,3	35,9	35,9	24,4	36,0	36,0	23,7	35,3	35,3	22,5	34,4													
	1+1			22,1	33,7	33,7	22,3	33,9	33,9	22,4	34,0	34,0	21,7	33,3	33,3	20,6	32,5													
5	0+1	2	1	20,2	31,8	31,8	20,4	32,0	32,0	20,5	32,1	32,1	19,8	31,4	31,4	18,6	30,5													
	0			18,2	29,8	29,8	18,4	30,0	30,0	18,5	30,1	30,1	17,8	29,4	29,4	16,7	28,6													
4		1		16,3	27,9	27,9	16,5	28,1	28,1	16,6	28,2	28,2	15,9	27,5	27,5	14,7	26,6													
				14,3	25,9	25,9	14,5	26,4	26,4	14,6	26,5	26,5	13,9	25,8	25,8	12,8	24,7													
3		1		12,4	24,0	24,0	12,6	24,2	24,2	12,7	24,3	24,3	12,0	23,6	23,6	10,8	22,7													
				10,4	22,0	22,0	10,6	22,2	22,2	10,7	22,3	22,3	10,0	21,6	21,6	8,9	20,8													
2		1		8,5	20,1	20,1	8,7	20,3	20,3	8,8	20,4	20,4	8,1	19,7	19,7	6,9	18,9													
				6,5	18,1	18,1	6,8	18,3	18,3	6,9	18,4	18,4	6,2	17,7	17,7	5,0	16,9													
1		1		4,6	16,2	16,2	4,8	16,5	16,5	4,9	16,6	16,6	4,2	15,9	15,9	3,0	14,9													
				-	12,3	12,3	-	12,5	12,5	-	12,6	12,6	-	11,9	11,9	-	11,0													
				m	a)	b)	m	a)	b)	m	a)	b)	m	a)	b)	m	a)	b)												

o = Ohne Kabine / Without cabin / Sans cabine / Senza cabina / Sin cabina / Sem cabine / Без кабины

**Weitere Hubhöhen sowie Klettern auf Anfrage.** / Further hoist heights and climbing on request. / Hauteurs sous crochet plus élevées et hissage sur demande. / Altre altezze di sollevamento come pure telescopaggio, su richiesta. / Para alturas bajo gancho superiores y trepado, consultar. / Outras alturas de elevação e ascensionamento, mediante consulta. / Другие высоты подъема и наращивание крана – по запросу.









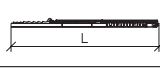



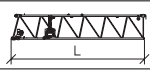













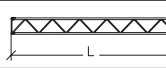



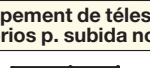









## Antriebe

Driving units / Mécanismes d entraînement / Meccanismi / Mecanismos / Mecanismos / Приводы

	U/min 0 ↔ 0,8 sl./min tr./min	5,0 kW FU
	0 ↔ 60,0 m/min 0 ↔ 63,0 m/min	1,5 kW FU 3,0 kW FU
	25,0 m/min 25,0 m/min	2 x 3,0 kW FU 2 x 4,0 kW
	<b>kVA</b>	14,0 kW 29,0

		Stufe / Step / Cran		Marcia / Marcha		kg		m/min	
		Marcha / Marcha		Marcha / Передача					
3,2 / 14,0 / 14,0 kW WIW 210 MZ 402		<b>4 Lagen</b>							
		Layers							
		Couches							
		Avvolgimenti							
57,0 m/28,0 m LS-Trommel		Camadas							
		Capas							
		Слоёв							
		1		2500		2500		6,2	
		2		2500		2500		27,0	
		3		1300		1200		54,0	
		1				5000		3,1	
		2				5000		13,5	
		3				2500		27,0	
		<b>6 Lagen</b>							
		Layers							
		Couches							
		Avvolgimenti							
90,0 m/45,0 m LS-Trommel		Camadas							
		Capas							
		Слоёв							
		1		2400		2300		6,5	
		2		2400		2300		28,5	
		3		1200		1100		57,0	
		1				4700		3,3	
		2				4700		14,3	
		3				2350		28,5	

**\*\* Weitere Hublastdaten: siehe Betriebsanleitung.** / Further hoist load data: see instruction manual. / Autres données de la charge de levage: voir manuel d'instruction. / Altri dati sui carichi sollevati: consultare il manuale d'istruzione. / Alturas bajo gancho superiores según manual. / Outras tabelas de carga: consultar manual de instruções. / Другие данные по весу поднимаемых грузов: см. инструкцию по эксплуатации.

<b>Kranoberteil</b>		<b>Upper part of crane / Partie supérieure de grue / Parte superiore della gru</b>	<b>L (m)</b>	<b>B (m)</b>	<b>H (m)</b>	<b>kg*</b>			
Pos. Item Ref.	Anz. Qty. Voce Qta. Cant.								
1	1	<b>Drehbühne kpl.</b> / Slewing platform cpl. Ensemble mât cabine cpl. / Piattaforma girevole compl. / Plataforma giratória compl. Conjunto plataforma de giro			2,43	2,74	2,52	3520	
2	1	<b>Drehbühne</b> / Slewing platform Ensemble mât cabine / Piattaforma girevole / Plataforma giratória compl. Conjunto plataforma de giro			2,43	1,99	2,52	3310	
3	1	<b>Podeste</b> / Platforms Plates-formes / Pedana Plataformas / Plataformas			2,07 2,07 2,13	0,59 1,04 0,60	1,31 1,31 1,33	100 110 120	
4	1	<b>Kabine</b> / Cabin Cabine / Cabina Cabina / Cabina			1,35	2,38	2,28	580	
5	1	<b>Gegenausleger</b> / Counter-jib Contre-flèche / Controfreccia Contrapluma / Contra-lança			11,02	1,39	0,66	2190	
6	1	<b>Podeste Gegenausleger</b> / Counter-jib platforms Plates-formes de contre-flèche / Ballatoi controfreccia Plataforma contrapluma			3,00	0,75	1,32	140	
7	1	<b>Ausleger-Anlenkstück</b> / Jib heel section Pied de flèche / SSezione articolata braccio Pluma tramo primero / Base articulada de lança			10,05	1,23	1,95	① 1820	
8	1	<b>Ausleger-Zwischenstück</b> / Intermediate jib section Élément intermédiaire de flèche / Spezzione di braccio Tramo intermedio pluma / Peça suplementar da lança			5,22 2,69 7,68 5,17 5,17	1,10 1,10 1,10 1,10 1,10	1,89 1,25 1,24 1,23 1,23	② 530 ④ 160 ⑤ 380 ⑥ 200 ⑦ 170	
9	1	<b>Ausleger-Zwischenstück</b> / Intermediate jib section Élément intermédiaire de flèche / Sezione intermedia braccio Tramo intermedio pluma / Peça suplementar da lança			10,20	1,10	1,83	③ 740	
10	1	<b>Ausleger-Kopfstück</b> / Jib head section Pointe de flèche / Punta braccio Tramo punta de pluma / Cabeça de lança			1,24	1,11	0,44	⑧ 60	
11	1	<b>Laufkatze</b> / Trolley Chariot / Carrello Carrito / Carrinho			1,60	1,28	0,78	163	
12	1	<b>Fahrkorb</b> / Maintenance cage Nacelle d'entretien / Cestello di manutenzione Plataforma de mantenimiento			0,78	0,66	1,25	35	
<b>Turm</b>		<b>Tower / Mât / Torre</b> Torre / Torre							
13	1	<b>Grundturmstück</b> / Base tower section Mât de base / Elemento di torre base Tramo torre base / Peça de base de torre			12,00	1,42	1,42	3320	
14	1	<b>Turmstück</b> / Tower section Élément de mât / Elemento di torre Tramo torre / Torre			3,90 m 5,85 m 11,70 m	4,17 6,12 11,97	1,20 1,20 1,20	970 1330 2450	
<b>Klettereinrichtung</b>		<b>Climbing equipment / Equipement de télescopage / Attrezzatura per allungamento della gru</b> Equipo de trepado / Acessórios p. subida no edifício							
15	1	<b>Führungsstück kpl.</b> / Guide section cpl. Cage télescopique cpl. / Gabbia de sopraelevazione compl. Torre de montaje completa / Peça de guia compl.			8,74	1,66	1,75	2680	
16	1	<b>Führungsstück Turmstück</b> / Tower guide section Élément de mât télescopique / Gabbia de sopraelevazione Tramo torre de montaje / Peça de guia			3,90 m	4,17	1,66	1,66	1190
17	1	<b>Hydraulikanlage, Stütz- und Klettertraverse</b> / Hydraulic unit, supporting and climbing cross members Système hydraul. avec traverses d'appui et de télescop. / Sist. idraul., traversa di appoggio e allungam. gru 2,00 Sistema hidráulico con traviesa de apoyo y trepado / Instalação hidráulica, travessa de apoio e subida			0,90	0,80	530		
<b>Fundamentkreuz</b>		<b>Cruciform base / Châssis en croix / Crociera</b> Carro de guindaste / Base cruciforme							
18	1	<b>Tragholm I</b> / Arm I Longeron I / Longherone I Brazo I / Travessa I			3,0 m 3,8 m	4,88 5,68	0,71 0,71	0,81 0,81	1550 1790
19	1	<b>Tragholm II</b> / Arm II Longeron II / Longherone II Brazo II / Travessa II			3,0 m 3,8 m	4,88 5,68	0,78 0,78	0,66 0,66	1340 1580
20	2	<b>Fahrschemel mit Antrieb</b> / Rail bogie with drive Bogie moteur / Telajo con grappa propulsore Caja rodillo motriz / Quadra sem grupa de propulsão			1,31 0,96	0,66 0,38	0,61 0,42	630 280	
21	2	<b>Fahrschemel ohne Antrieb</b> / Rail bogie without drive Bogie fou / Telajo senza grappa propulsore Caja rodillo conducido / Quadra com grupa de propulsão			1,04 0,38	0,33 0,31	0,61 0,42	330 200	

\* Einzelgewichte. / Single weights. / Poids individuels. / Singoli pesi. / Pesos unitarios. / Pesos de peças componentes.

**Konstruktionsänderungen vorbehalten!** / Subject to alterations! / Sous réserves de modifications! / Riservato il diritto di modifiche strutturali!  
¡Sujeto a modificaciones! / Salvo modificação da construação! / Права на внесение конструкторских изменений сохраняются!

**Sämtliche Angaben erfolgen ohne Gewähr.** / This information is supplied without liability. / Ces renseignements sont sans garantie. / Tutte le indicazioni fornite senza garanzia. / Declinamos toda responsabilidad derivada de la información proporcionada. / Declinamos qualquer responsabilidade quanto à informação fornecida. / Все данные указаны без обязательств.

**120 P – 5841 • EN 14439:2009 – DIN 15018-H1/B3 • BGL C.0.10.0063 • 04.10 / 7**

Printed in Germany.

Liebherr-Werk Biberach GmbH  
Postfach 1663, D-88396 Biberach an der Riss  
☎ +49 73 51 41-0, Fax: +49 73 51 41 22 25  
www.liebherr.com, E-Mail: info.lbc@liebherr.com

Liebherr Industrias Metálicas, S.A.  
Polígono Industrial Agustinos, Apartado 4096, E-31014 Pamplona  
☎ +34-948-29 70 00, Fax +34-948-29 70 29  
www.liebherr.com, E-Mail: info.lim@liebherr.com